



Multicat Home Learning- Term 4 -Week 3



Name: _____ Class: _____

Sounds of the Week: sh

sh



Shiny ship sh sh sh

'Sh' phonics song on YouTube:

<https://www.youtube.com/watch?v=HfMTsRVZWfE>

Extension: Complete the phonics page and handwriting

Speaking and listening

Directed Listening worksheet- Have a grown up read you the instructions to the worksheet and see if you can listen to each step correctly.


Modelled Read

Watch the 3 videos posted to Class Dojo by Miss Watkins.

Monday will be the Modelled Read, so listen to see if you can find 3 tricky words.

Wednesday will be Word Work to go with the story.

Friday will be comprehension.



Reading:

Reading Eggs: www.readingeggs.com.au

Log on and complete activities

Aim to complete 1 hour each day



Please check Class Dojo for log on information

Epic <https://www.getepic.com/sign-in>

Sight Words: give run away

Monday	Say and write your words 5 times
Tuesday	Say your words in sentences and air write them
Wednesday	Write your words 3 times in rainbow letters
Thursday	Write your words in sentences and say them 5 times
Friday	Try and use 2 words in one sentence

Mathematics

Weekly Focus: Fractions/patterns /mass

Complete activities on Mathseeds



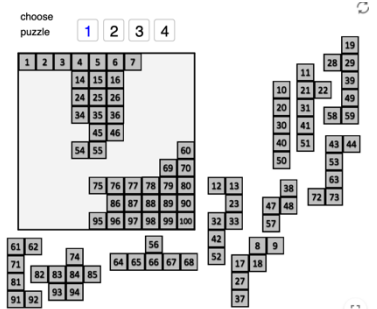
Monday	Tuesday	Wednesday	Thursday	Friday
Halves worksheet	Patterns worksheet	Patterns worksheet	Length worksheet	Mass worksheet

100 Square Jigsaw-

How do the numbers appear on a hundred square? Your task is to complete the jigsaw by moving the pieces and place them in the correct spot on the blank 100s chart. You could start by finding the piece with the lowest number on it. Where should that go? How about the piece with the highest number, which square should that go over? You might need to count both forwards and backwards to help you complete the square! Complete this task using the following link:

<https://nrich.maths.org/5572>

See if you can complete all 4 puzzles.




Writing Weekly Focus: Information Reports

Complete the attached writing sheet for each day.

Monday	Tuesday	Wednesday	Thursday	Friday
Information Report	Information Report	Information Report	Persuasive Writing	Writing Prompt

Other Key Learning Areas

Monday	Tuesday	Wednesday	Thursday	Friday
Fine Motor Grid	PE- Dance	PDH- Wellbeing Wednesday	Dinosaur Project- Diorama	Dinosaur Project- Diorama



Oviraptors

?

Oviraptors are...

Blank space for writing the answer to the question 'Oviraptors are...'



Oviraptors have...

Blank space for writing the answer to the question 'Oviraptors have...'



Oviraptors eat...

Blank space for writing the answer to the question 'Oviraptors eat...'



Oviraptors live...

Blank space for writing the answer to the question 'Oviraptors live...'



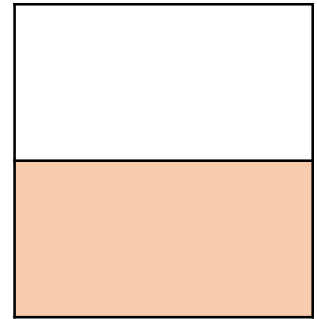
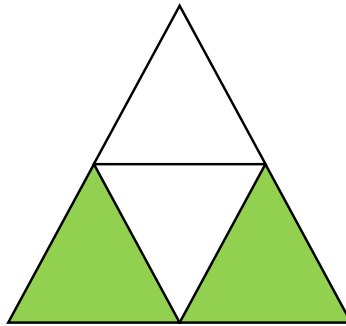
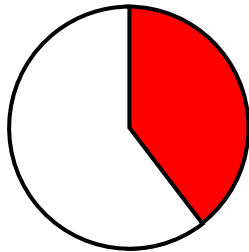



Oviraptors ...

Blank space for writing the answer to the question 'Oviraptors ...'

Halves


Learning Outcome: To find halves of shapes, objects and numbers.

Tick the shapes that have a half shaded.

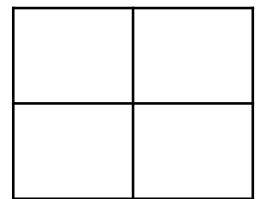

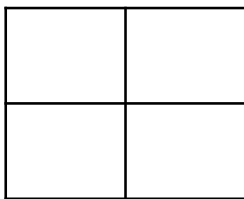


Circle half of the doughnuts.

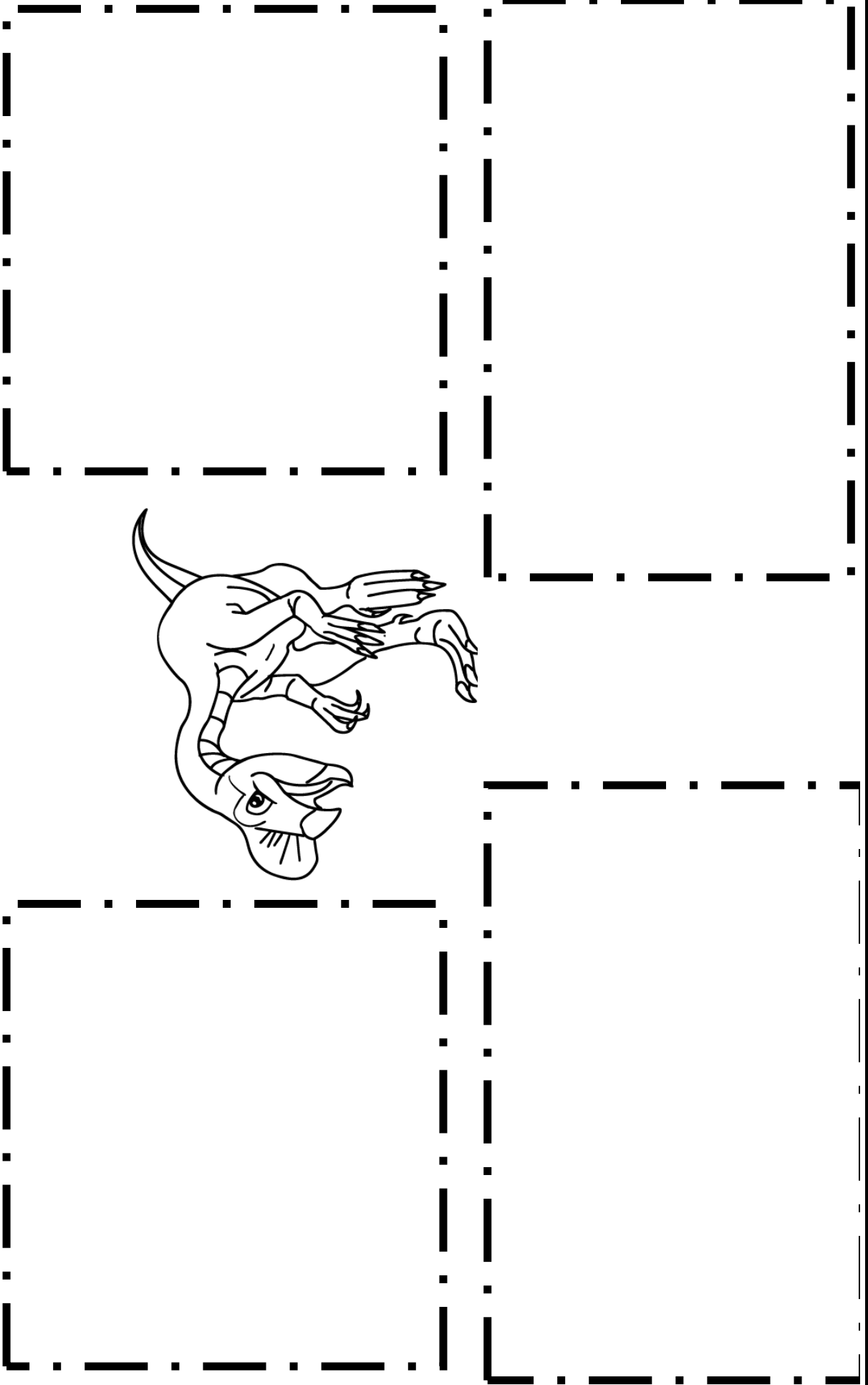



Jack had 10 conkers. He lost $\frac{1}{2}$ of them in a match  against Joe. How many conkers does he have left?

Shade a half of the rectangles in different ways.

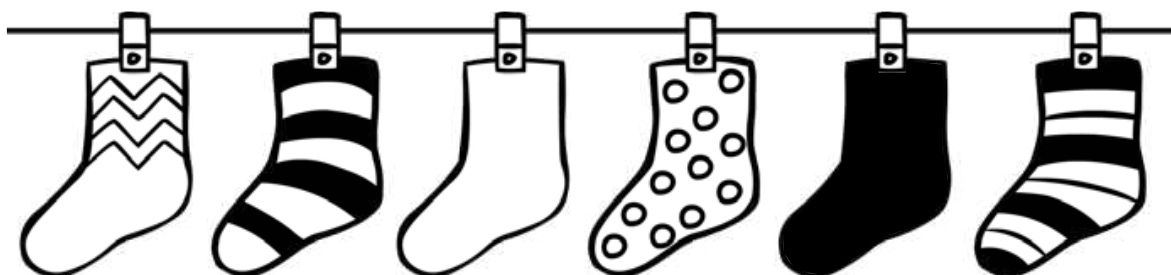


Oviraptor

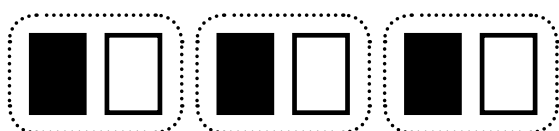


Finding patterns

1 Colour the socks with patterns on them.



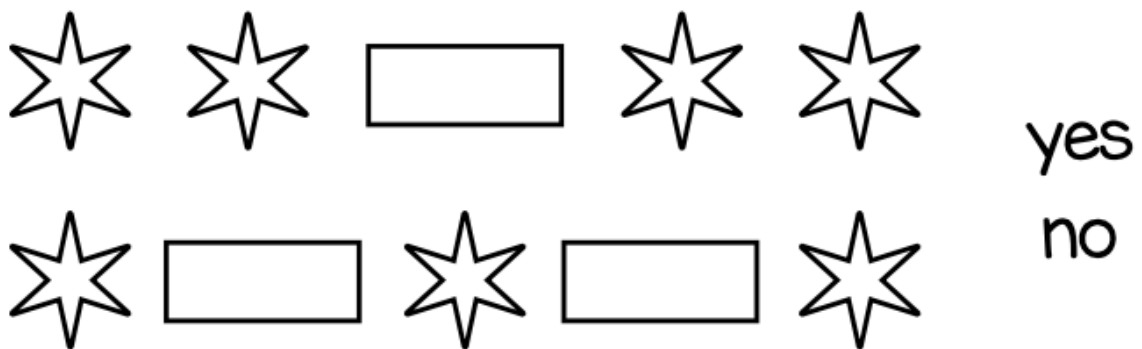
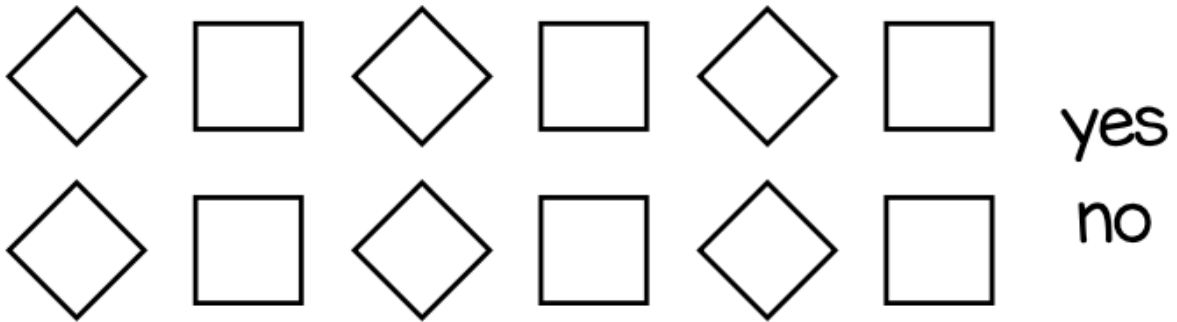
2 Circle the patterns. Colour them.



3 Which lines show a pattern? Colour the patterns.



4 Are these patterns the same? **Circle** yes or no.



5 Copy the pattern. Draw the next shape.




Completing patterns

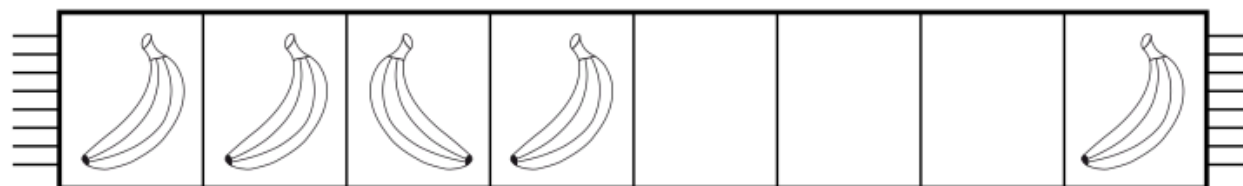
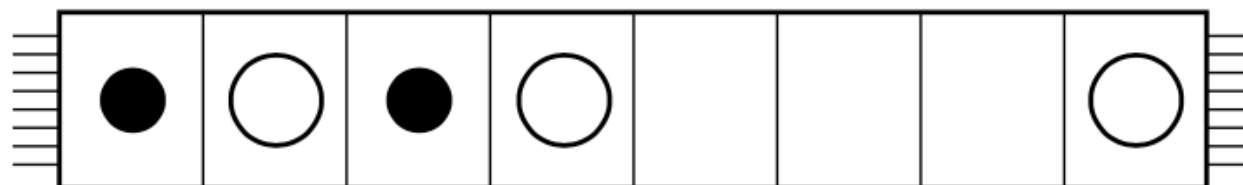
1 Circle the picture that completes each pattern.

2 Complete each pattern.

3 Draw the missing shapes in each row.



4 Complete Doc's patterns.



A T-Rex is better than a



Triceratops



For:

- The T-Rex runs faster than a Triceratops.
- The T-Rex was one of the biggest meat eating dinosaurs. It was a top predator.
- The T-Rex had a large brain making it hunt better.

Against:

- The Triceratops had 3 horns on its head and was very strong.
- The Triceratops could protect itself with strong body armor.
- The Triceratops was a herbivore and could run fast.

Persuasive Writing

Name: _____ Date: _____

Topic/Title:

In my opinion...

I believe this because...


As you can see...

Near and far

1 Circle.

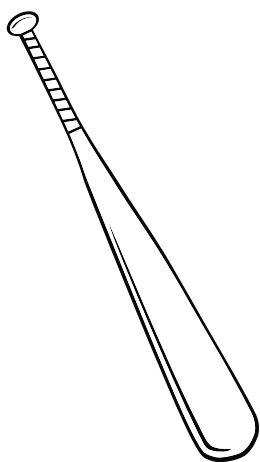


Who is near?




Who is far?

2 Draw:



a ball near the bat.





a tree far away from Dizzy.

3 Where is Waldo? Colour the correct answer.



4 Colour the ball closest to Mango red.
Colour the ball furthest away blue.

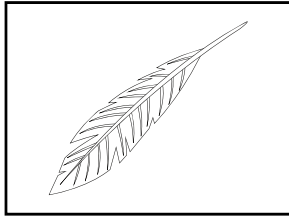


Colour and cut out the dinosaurs. Draw where you would go with your dinosaur. Glue the dinosaur onto your scene. Add your head to the body.





Heavy and light

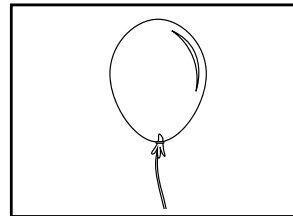

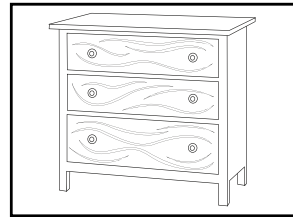
1 Match each picture to a word.






heavy



light







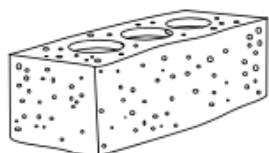


2 Colour the heavier object in each pair.




Comparing mass

Put the heavy and light items on the seesaw.



Farm Listen and Colour Activity





Farm Listen and Colour Activity

Instructions:

1. Colour the cow black and white.
 2. Colour the tractor green.
 3. Colour the horse brown.
 4. Colour the barn red.
 5. Colour the chicks yellow.
 6. Colour the pigs pink.
 7. Colour the sheep white.
- 