






Multicat Home Learning- Term 3 -Week 6

Name: _____ Class: _____



<p>Sounds of the Week: Vv</p> <p>Vampire vacuuming v v v</p>  <p>Ants in the Apple' song https://www.youtube.com/watch?v=A5QGYDhKhg4 Extension: Complete the phonics page and handwriting</p>	<p>Speaking and Listening</p> <p>Tell your grown up if you could go on any type of transport what would it be and why? If you are feeling brave you could record yourself and post to Class Dojo.</p> <p>Modelled Read Watch the video posted by Miss Dayman. Listen to see if you can find 3 tricky words.</p> 
--	--


<p>Reading:</p> <p>Reading Eggs: www.readingeggs.com.au Log on and complete activities Aim to complete 1 hour each day</p>  <p>Please check Class Dojo for log on information</p> <p>Epic https://www.getepic.com/sign-in</p>	<p>Sight Words: said come went</p> <table border="1" style="width: 100%;"> <tr> <td>Monday</td> <td>Say and write your words 5 times</td> </tr> <tr> <td>Tuesday</td> <td>Say your words in sentences and air write them</td> </tr> <tr> <td>Wednesday</td> <td>Write your words 3 times in rainbow letters</td> </tr> <tr> <td>Thursday</td> <td>Write your words in sentences and say them 5 times</td> </tr> <tr> <td>Friday</td> <td>Try and use 2 words in one sentence</td> </tr> </table>	Monday	Say and write your words 5 times	Tuesday	Say your words in sentences and air write them	Wednesday	Write your words 3 times in rainbow letters	Thursday	Write your words in sentences and say them 5 times	Friday	Try and use 2 words in one sentence
Monday	Say and write your words 5 times										
Tuesday	Say your words in sentences and air write them										
Wednesday	Write your words 3 times in rainbow letters										
Thursday	Write your words in sentences and say them 5 times										
Friday	Try and use 2 words in one sentence										

Mathematics

Weekly Focus: Subtraction / Time Check out Essential Assessment for more tasks!

Monday	Tuesday	Wednesday	Thursday	Friday
Dinosaur Subtraction	How Many?	How Many?	Time worksheet	Time worksheet

How many?
 Watch the following video <https://youtu.be/rP6BylJWt94> or use the QR code
 Using some beads, pegs or small toys place 7 objects under a cloth. Have the student remove some.
 Then ask them to work out how many are left under the cloth. Repeat this several times using different amounts of objects.



Writing Weekly Focus: Sentences Complete the attached writing sheet for each day.

Monday	Tuesday	Wednesday	Thursday	Friday
--------	---------	-----------	----------	--------

Sight Word Sentences

Complete the worksheet and try and write the sentences yourself. Remember a sentence has a capital letter, finger spaces and a full stop.

Other Key Learning Areas

Monday	Tuesday	Wednesday	Thursday	Friday
Fine Motor Grid.	PE- Dance	Integrated Studies- Transport	PDH- Who keeps me safe	Music- Listen to some music and sing along

I like dogs.



like

I

.

dogs

FINE MOTOR ACTIVITIES

Spooning small items e.g. marbles, beads	Working with playdough- kneading, pushing, rolling, pulling.	Scissor practice- cutting straight, curved and zig zag lines.	Using tongs to pick up small items e.g. pom poms, buttons, dry pasta.
Threading beads onto shoe laces, pipe cleaners or spaghetti.	Pegging or clipping items to makeshift clotheslines.	Painting or tracing with water.	Lacing - into templates with holes or working with tying shoe laces.
Working with kinetic sand.	Cutting and pasting activities.	Manipulating and working with paper clips.	Creating things with rubber bands.
Using syringes with coloured water.	Placing toothpicks through small holes.	Hammer and screws or nuts and bolts activities.	Writing numbers or letters in rice, sand or salt.
Pricking holes with pins to make numbers, drawings etc.	Toilet Roll haircuts- draw faces and cut some hair.	Scrunching and gluing tissue paper and crepe paper to make artworks	Sorting small objects into empty egg cartons e.g. beads, pom poms
Picking up small objects with tweezers.	Buttoning and unbuttoning practice.	Paper tearing and creating artworks with the paper scraps.	Tracing activities- variety of dotted lines.

Dinosaur Subtraction

Write the answers in the circles.



I am at home.



am

at

I

home

.

I like to paint.




. to paint like I

Name _____

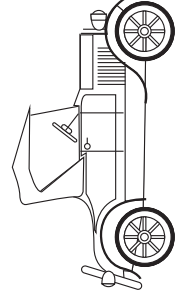
Date _____

Transport Changing Over Time

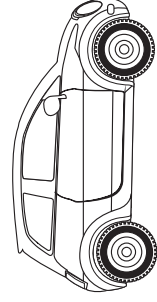
Choose a modern mode of transport. Draw three pictures to illustrate how that mode of transport has changed over time.



Past



Present



I can see the car.



see

can

I

car

the



.

Name _____

Date _____

How Long is This Going to Take?

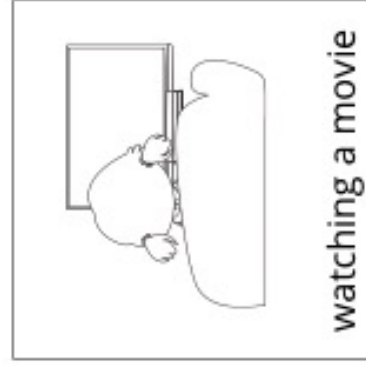
Cut out the pictures of the activities. Paste them onto the squares in order from the activity that takes the least time to the activity that takes the most time.



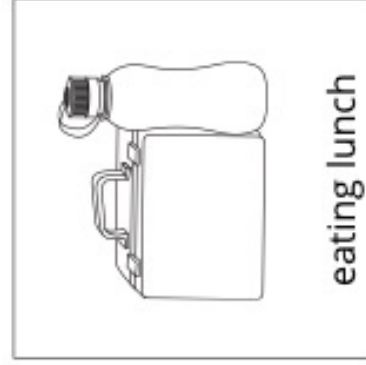
a day at school



cleaning your teeth



watching a movie



eating lunch

People that make me feel Safe!

Draw the people in your life that make you feel safe. How do they make you feel safe?

I can see the road.



see

can

I

road













the

.

When Does It Happen?

Cut out the pictures. Paste them under the correct heading on the next page.

Draw three more activities you do each day. Paste them under the correct heading.

 brushing teeth	 eating dinner	 eating lunch	 waking up	 going to school
 going to bed	 eating breakfast	 putting on pyjamas	 getting dressed	 getting home
 morning break	 doing homework			

Name: _____ Date: _____

When Does It Happen?

Morning	Afternoon	Evening