

Stage 2 Learning Framework Week 1, Term 4































































































If you have any issues please contact you teacher via Class Dojo. Work can be completed in your homework book, digitally or on paper.

If you finish an activity early don't forget that there are lots of tasks to do on Reading Eggs and Essential Assessment.

Read one chapter of a book on Reading Eggs or a book that you have at home, daily.

	Monday	Tuesday	Wednesday	Thursday	Friday
Morning	PUBLIC HOLIDAY	<p>English</p> <p>You will be writing a short story including the introduction, complication, resolution but you must pick one character, one setting, and one complication from below. You need to write how you will solve the complication?</p> <p>Character choices: fox, raccoon, frog, snake or a spider.</p> <p>Setting choices: a pond, a tree, a meadow, a tropical island, spooky mansion.</p> <p>Complication choices:</p>	<p>English</p> <p>Write a fairy tale as a script but put a twist on it.</p> <p>You can change anything in the story! The change can be made to the characters, the dialogue, the problem or the ending of the story. Be creative!</p> <p>Make sure your story still has a problem and a solution.</p>	<p>English</p> <p>The Little Door</p> <p><i>The little girl bent down to look through the tiny door at the back of the room. She couldn't believe what she saw!</i></p> <p>What Happens Next?</p> <p>Use your imagination and complete the story.</p> <p>Don't forget to use all the techniques and elements that go into a well-structured story.</p>	<p>English</p> <p>5-Minute Power Writing. Look at the list of words: <i>water, island, sun, shadows, rocky, isolated, fear, boredom</i></p> <p>Use as many of these words as you can to write a short imaginative text. Before writing, decide on an idea for your text. When ready, use a timer and write for 5 mins. When the time is up, read back over your text. How many words did you use? Does your writing make sense? Edit it and ask someone else to read it.</p> <p>Repeat this again using the same words but with a</p>



Monday	Tuesday	Wednesday	Thursday	Friday																																																											
		your character is super hungry, your character is lonely, a huge storm is coming, your character got lost.		different idea for your text. Can you use more of the words and write a longer text this time?																																																											
Break																																																															
Middle		<p>Mathematics</p> <p>The following data was collected about different colour lollies found in a packet and put into a table:</p> <table border="1" data-bbox="703 759 990 930"> <thead> <tr> <th>Colour</th> <th>Number of lollies</th> </tr> </thead> <tbody> <tr> <td>Red</td> <td>5</td> </tr> <tr> <td>Blue</td> <td>2</td> </tr> <tr> <td>Yellow</td> <td>7</td> </tr> <tr> <td>Green</td> <td>1</td> </tr> </tbody> </table> <p>Create a picture graph to represent the data collected.</p> <p>Answer the following questions: In the packet of lollies what colour was there the most of? What colour was there the least of?</p>	Colour	Number of lollies	Red	5	Blue	2	Yellow	7	Green	1	<p>Mathematics</p> <p>A class did a survey of the pets the students owned. These are the results of the survey:</p> <p>Dog- 14 Cat- 10 Bird- 6 Fish- 8 Guinea pig- 2 Turtle- 2</p> <p>Represent the information as a table and then in a bar or picture graph.</p> <p>Can you think of another graph to represent the data?</p>	<p>Mathematics</p> <p>Below are the figures for the number of pies sold for each day in a week.</p> <p>Each  represents 20 Pies.</p> <table border="1" data-bbox="1397 778 1706 943"> <tbody> <tr> <td>Monday</td> <td></td> <td></td> <td></td> <td></td> <td></td> <td></td> <td></td> </tr> <tr> <td>Tuesday</td> <td></td> <td></td> <td></td> <td></td> <td></td> <td></td> <td></td> </tr> <tr> <td>Wednesday</td> <td></td> <td></td> <td></td> <td></td> <td></td> <td></td> <td></td> </tr> <tr> <td>Thursday</td> <td></td> <td></td> <td></td> <td></td> <td></td> <td></td> <td></td> </tr> <tr> <td>Friday</td> <td></td> <td></td> <td></td> <td></td> <td></td> <td></td> <td></td> </tr> <tr> <td>Saturday</td> <td></td> <td></td> <td></td> <td></td> <td></td> <td></td> <td></td> </tr> </tbody> </table> <p>1.How many pies were sold on Thursday? 2.Which day were the most pies sold? And how many pies were sold? 3.How many more pies were sold on Tuesday than Wednesday?</p>	Monday								Tuesday								Wednesday								Thursday								Friday								Saturday								<p>Mathematics</p> <p>During the Olympics, Australia won 17 gold medals, 7 silver medals and 22 bronze medals, and New Zealand won 7 gold medals, 6 silver medals and 7 bronze medals.</p> <p>Create the two tables below (see next page). Add the data to the first one and make a column graph using the second one.</p>
Colour	Number of lollies																																																														
Red	5																																																														
Blue	2																																																														
Yellow	7																																																														
Green	1																																																														
Monday																																																															
Tuesday																																																															
Wednesday																																																															
Thursday																																																															
Friday																																																															
Saturday																																																															



Monday		Tuesday		Wednesday		Thursday		Friday													
		<p>PDH</p> <p>As we grow our body changes. Draw a timeline of how your body changes as you age. You might draw you as a baby, a child, a young adult and an older adult.</p>			<p>4. How many Pies were sold in total that week?</p> <p>5. There were more pies sold in the last 2 days than the first 4 days. True or False?</p> <p>5. Draw a bar graph for the number of pies sold that week.</p>	<table border="1"> <thead> <tr> <th>Medal</th> <th>Australia</th> <th>New Zealand</th> </tr> </thead> <tbody> <tr> <td>Gold</td> <td></td> <td></td> </tr> <tr> <td>Silver</td> <td></td> <td></td> </tr> <tr> <td>Bronze</td> <td></td> <td></td> </tr> <tr> <td>TOTAL</td> <td></td> <td></td> </tr> </tbody> </table> 	Medal	Australia	New Zealand	Gold			Silver			Bronze			TOTAL		
Medal	Australia	New Zealand																			
Gold																					
Silver																					
Bronze																					
TOTAL																					
Break																					
Afternoon		<p>Science & Technology</p> <p>People build dams and mines and clear land to grow food, feed their animals and build their homes.</p> <p>Draw what the land might look like before and after the land is cleared for growing vegetables.</p> <p>Label the differences.</p>	<p>Wellbeing Wednesday</p> <p>This afternoon, choose to do something for your wellbeing. You can go for a walk, paint something, create something, do some yoga, play some games, or spend time with a family member. The choice is yours!</p>	<p>Geography</p> <p>Create a poster that represents everything we have been learning about in geography this year. Think about all the many different topics we have studied and be as creative as possible.</p>	<p>Physical Activity</p> <p>Fitness: Spend 5 minutes in the yard or hallway completing stretches.</p> <p>Ball Games: Use a ball to practise skills with a partner. Kicking, chest passing, rolling.</p>																

